

# Corradino & Papa, LLC

A Personal Injury Law Firm



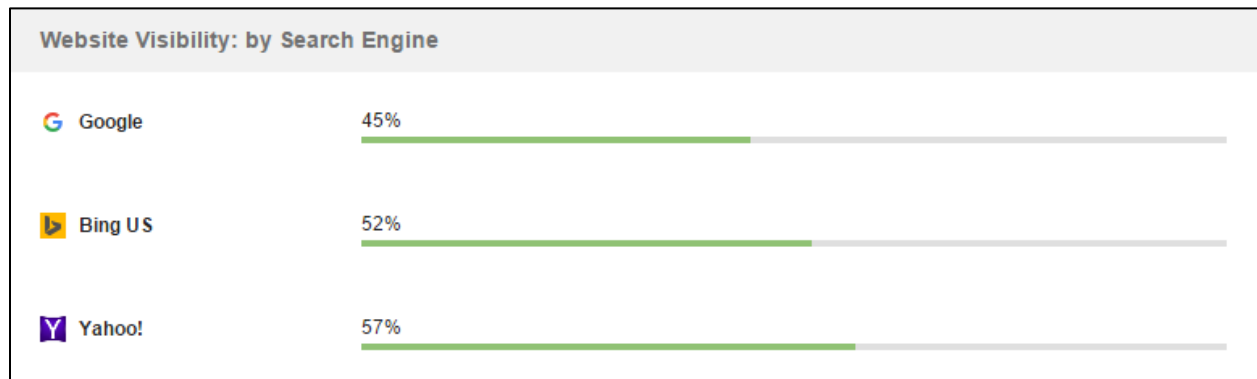
**Date: February 1, 2016**

## **Corradino & Papa LLC. SEO Report (January 2016)**

**Prepared For:**  
Gina Corradino

**Prepared By:**  
Eminence Consulting LLC.

## SEO Keywords Ranking



### Keyword Rankings

Keyword	Google	Bing US	Yahoo!
Personal Injury Law Firm New Jersey	9	1	1
PIP Arbitration Lawyer New Jersey	9	2	2
Truck Accidents Lawyer New Jersey	7	5	3
Construction Accidents Lawyer New Jersey	6	5	6

<b>Work Accidents Lawyer New Jersey</b>	25	3	1
<b>Car Accident Lawyer New Jersey</b>	16	9	11
<b>Dog Bite Lawyer New Jersey</b>	27	5	10
<b>Product Liability Lawyer New Jersey</b>	8	29	14
<b>Auto Accident Lawyer New Jersey</b>	17	23	13
<b>Personal Injury Lawyers New Jersey</b>	11	21	21
<b>Slip and Falls Lawyer New Jersey</b>	>50	3	3
<b>Wrongful Death Lawyer New Jersey</b>	31	38	38
<b>Workers Compensation Lawyer New Jersey</b>	16	>50	42
<b>Motor vehicle Accidents Lawyer New Jersey</b>	18	>50	>50
<b>Medical Malpractice Lawyer New Jersey</b>	41	>50	>50



## Backlinks Summary










[corradinoandpapa.com](http://corradinoandpapa.com)

Personal Injury Law Firm New Jersey | Personal Injury Lawyers New Jersey

**2,018** backlinks

Linking Domains: 231 | IPs: 211 | C-Blocks: 190 | Date: Feb 1, 2016

## Social Activity

 Domain bookmarks in Delicious	0	-
 Domain's views in StumbleUpon	1	-
 Domain Diigo bookmarks	4	-
 Domain's mentions on Twitter	No data	-
 Domain's Google +1's	2686	-
 Domain's popularity on Facebook	87	-
 Domain LinkedIn Shares	115	-
 Domain Pinterest Bookmarks	0	-

### Landing Pages Keyword Ranking

S.No.	SEO Keyword Ranking	01.31.2016
1	Personal Injury Law Firm Jersey City NJ	Page 3
2	Personal Injury Law Firm Little Falls NJ	Page 1
3	Personal Injury Law Firm Carteret NJ	Page 1
4	Personal Injury Law Firm Edison NJ	Page 2
5	Personal Injury Law Firm Fair Lawn NJ	Page 1
6	Personal Injury Law Firm Hackensack NJ	Page 4
7	Personal Injury Law Firm Montclair NJ	Page 1
8	Personal Injury Law Firm Newark NJ	Page 4
9	Personal Injury Law Firm Nutley NJ	Page 1
10	Personal Injury Law Firm Paramus NJ	Page 1
11	Personal Injury Law Firm Paterson NJ	Page 1
12	Personal Injury Law Firm Woodbridge NJ	Page 2
13	Personal Injury Law Firm West Milford NJ	Page 1
14	Personal Injury Lawyers Jersey City NJ	Page 3
15	Personal Injury Lawyers Little Falls NJ	Page 1
16	Personal Injury Lawyers Carteret NJ	Page 1
17	Personal Injury Lawyers Edison NJ	Page 3
18	Personal Injury Lawyers Fair Lawn NJ	Page 2
19	Personal Injury Lawyers Hackensack NJ	Page 4
20	Personal Injury Lawyers Montclair NJ	Page 1
21	Personal Injury Lawyers Newark NJ	Page 4
22	Personal Injury Lawyers Nutley NJ	Page 1
23	Personal Injury Lawyers Paramus NJ	Page 2
24	Personal Injury Lawyers Paterson NJ	Page 2
25	Personal Injury Lawyers Woodbridge NJ	Page 2
26	Personal Injury Lawyers West Milford NJ	Page 1

## Google Analytics

Traffic Visits – 1,205 | New Percentage of Visits – 77.84%



	Acquisition			Behavior		
	Sessions ↓	% New Sessions ↓	New Users ↓	Bounce Rate ↓	Pages / Session ↓	Avg. Session Duration ↓
	1,205	77.84%	938	66.39%	1.92	00:01:30
1 <span style="color: blue;">■</span> Organic Search	624	<div style="width: 52%;"></div>		49.36%	<div style="width: 49%;"></div>	
2 <span style="color: green;">■</span> Referral	373	<div style="width: 31%;"></div>		92.76%	<div style="width: 93%;"></div>	
3 <span style="color: orange;">■</span> Direct	199	<div style="width: 16%;"></div>		69.85%	<div style="width: 70%;"></div>	
4 <span style="color: yellow;">■</span> Social	9	<div style="width: 0.7%;"></div>		77.78%	<div style="width: 78%;"></div>	

## New Jersey Traffic Source

City ?	Acquisition			Behavior		
	Sessions ? ↓	% New Sessions ?	New Users ?	Bounce Rate ?	Pages / Session ?	Avg. Session Duration ?
	<b>567</b> % of Total: 47.05% (1,205)	<b>68.78%</b> Avg for View: 77.84% (-11.64%)	<b>390</b> % of Total: 41.58% (938)	<b>52.91%</b> Avg for View: 66.39% (-20.30%)	<b>2.22</b> Avg for View: 1.92 (15.77%)	<b>00:02:08</b> Avg for View: 00:01:30 (43.33%)
1. Clifton	82 (14.46%)	37.80%	31 (7.95%)	54.88%	2.15	00:02:28
2. Hackensack	35 (6.17%)	25.71%	9 (2.31%)	65.71%	1.86	00:01:57
3. Wayne	32 (5.64%)	78.12%	25 (6.41%)	34.38%	3.31	00:02:29
4. Passaic	26 (4.59%)	73.08%	19 (4.87%)	57.69%	1.81	00:01:41
5. Bridgewater	23 (4.06%)	69.57%	16 (4.10%)	39.13%	2.48	00:02:26
6. Newark	22 (3.88%)	81.82%	18 (4.62%)	59.09%	2.05	00:03:00
7. Jersey City	17 (3.00%)	94.12%	16 (4.10%)	58.82%	2.12	00:01:05
8. Woodbridge Township	11 (1.94%)	90.91%	10 (2.56%)	63.64%	2.36	00:05:14
9. Paramus	10 (1.76%)	90.00%	9 (2.31%)	60.00%	1.40	00:00:13
10. Parsippany-Troy Hills	9 (1.59%)	88.89%	8 (2.05%)	55.56%	2.00	00:00:47
11. Paterson	9 (1.59%)	77.78%	7 (1.79%)	66.67%	1.89	00:06:42
12. Livingston	8 (1.41%)	87.50%	7 (1.79%)	12.50%	2.88	00:00:42
13. Roxbury Township	8 (1.41%)	25.00%	2 (0.51%)	50.00%	1.75	00:04:59
14. Montclair	7 (1.23%)	100.00%	7 (1.79%)	42.86%	1.86	00:00:42
15. (not set)	6 (1.06%)	66.67%	4 (1.03%)	16.67%	3.33	00:04:44
16. Hoboken	6 (1.06%)	83.33%	5 (1.28%)	50.00%	2.33	00:00:54
17. Linden	6 (1.06%)	66.67%	4 (1.03%)	33.33%	3.67	00:07:14
18. Nutley	6 (1.06%)	66.67%	4 (1.03%)	66.67%	1.50	00:01:25
19. Randolph	6 (1.06%)	100.00%	6 (1.54%)	16.67%	2.50	00:02:54
20. Trenton	6 (1.06%)	66.67%	4 (1.03%)	16.67%	3.50	00:02:23
21. Mount Olive Township	6 (1.06%)	33.33%	2 (0.51%)	66.67%	1.50	00:01:05
22. Collingswood	5 (0.88%)	60.00%	3 (0.77%)	60.00%	1.40	00:00:22
23. Fair Lawn	5 (0.88%)	80.00%	4 (1.03%)	40.00%	2.20	00:03:16
24. Kearny	5 (0.88%)	60.00%	3 (0.77%)	40.00%	2.40	00:01:11
25. Millburn	5 (0.88%)	40.00%	2 (0.51%)	60.00%	1.40	00:00:14
26. New Providence	5 (0.88%)	80.00%	4 (1.03%)	80.00%	1.20	00:00:07



44.	Garfield	3 (0.53%)	100.00%	3 (0.77%)	66.67%	1.33	00:00:08
45.	Hawthorne	3 (0.53%)	66.67%	2 (0.51%)	33.33%	3.00	00:00:39
46.	Lincoln Park	3 (0.53%)	100.00%	3 (0.77%)	33.33%	2.00	00:00:49
47.	Lodi	3 (0.53%)	100.00%	3 (0.77%)	0.00%	3.00	00:01:22
48.	North Bergen	3 (0.53%)	100.00%	3 (0.77%)	33.33%	3.00	00:04:19
49.	Rahway	3 (0.53%)	66.67%	2 (0.51%)	66.67%	1.33	00:00:06
50.	Ramsey	3 (0.53%)	100.00%	3 (0.77%)	0.00%	7.67	00:08:39
51.	Tenafly	3 (0.53%)	66.67%	2 (0.51%)	66.67%	1.33	00:00:33
52.	Toms River	3 (0.53%)	100.00%	3 (0.77%)	66.67%	1.67	00:01:06
53.	Westwood	3 (0.53%)	66.67%	2 (0.51%)	33.33%	3.00	00:03:18
54.	Hanover	3 (0.53%)	100.00%	3 (0.77%)	66.67%	4.67	00:01:07
55.	Rockaway Township	3 (0.53%)	66.67%	2 (0.51%)	33.33%	2.33	00:01:14
56.	Bayonne	2 (0.35%)	100.00%	2 (0.51%)	50.00%	2.00	00:01:00
57.	Belleville	2 (0.35%)	50.00%	1 (0.26%)	50.00%	7.00	00:06:14
58.	Bellmawr	2 (0.35%)	100.00%	2 (0.51%)	0.00%	2.50	00:06:05
59.	Boonton	2 (0.35%)	50.00%	1 (0.26%)	100.00%	1.00	00:00:00
60.	Colts Neck	2 (0.35%)	100.00%	2 (0.51%)	50.00%	1.50	00:01:06
27.	Union	5 (0.88%)	80.00%	4 (1.03%)	80.00%	1.20	00:00:04
28.	Brick	4 (0.71%)	50.00%	2 (0.51%)	50.00%	1.75	00:00:15
29.	Denville	4 (0.71%)	50.00%	2 (0.51%)	100.00%	1.00	00:00:00
30.	Fort Lee	4 (0.71%)	75.00%	3 (0.77%)	75.00%	1.25	00:00:22
31.	Little Falls	4 (0.71%)	50.00%	2 (0.51%)	75.00%	1.25	00:00:05
32.	Morristown	4 (0.71%)	100.00%	4 (1.03%)	100.00%	1.00	00:00:00
33.	Pequannock Township	4 (0.71%)	75.00%	3 (0.77%)	50.00%	2.00	00:01:03
34.	Saddle Brook	4 (0.71%)	75.00%	3 (0.77%)	50.00%	2.75	00:00:59
35.	Summit	4 (0.71%)	75.00%	3 (0.77%)	50.00%	3.50	00:02:44
36.	Teaneck	4 (0.71%)	25.00%	1 (0.26%)	75.00%	1.25	00:01:25
37.	West Milford	4 (0.71%)	75.00%	3 (0.77%)	25.00%	2.25	00:02:16
38.	West Orange	4 (0.71%)	100.00%	4 (1.03%)	50.00%	2.00	00:01:04
39.	Old Bridge Township	4 (0.71%)	25.00%	1 (0.26%)	50.00%	1.50	00:00:03
40.	Bloomfield	3 (0.53%)	100.00%	3 (0.77%)	33.33%	2.33	00:00:55
41.	Cherry Hill	3 (0.53%)	100.00%	3 (0.77%)	66.67%	4.00	00:04:01
42.	Elizabeth	3 (0.53%)	66.67%	2 (0.51%)	100.00%	1.00	00:00:00
43.	Franklin Lakes	3 (0.53%)	100.00%	3 (0.77%)	66.67%	1.33	00:00:11