

Corradino & Papa, LLC

A Personal Injury Law Firm



Date: March 1, 2016

Corradino & Papa LLC. SEO Report (February 2016)

Prepared For:
Gina Corradino

Prepared By:
Eminence Consulting LLC.

SEO Keywords Ranking



973-574-1200 24 HOURS A DAY, 7 DAYS A WEEK

Home About Us Testimonials Practice Areas Recent Accidents Contact Us **BOOK CONTACT**

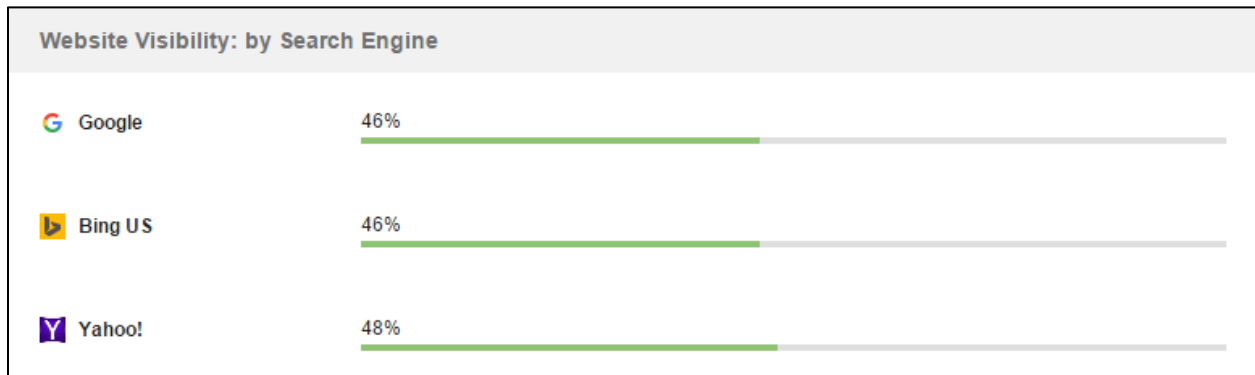
Your Biggest Accident Could Be Your Choice Of Attorney!

corradinoandpapa.com




Personal Injury Law Firm New Jersey | Personal Injury Lawyers

46% visibility in all search engines

Keywords: 15 | Search engines: 3 | Compare with: Previous | Date: Mar 2, 2016



Keyword Rankings

Keyword	 Google	 Bing US	 Yahoo!
PIP Arbitration Lawyer New Jersey	6	2	2
Personal Injury Law Firm New Jersey	8	1	3
Work Accidents Lawyer New Jersey	22	2	2
Car Accident Lawyer New Jersey	16	6	6

Truck Accidents Lawyer New Jersey	8	18	12
Auto Accident Lawyer New Jersey	18	23	7
Dog Bite Lawyer New Jersey	30	9	13
Construction Accidents Lawyer New Jersey	9	25	22
Slip and Falls Lawyer New Jersey	>50	2	3
Personal Injury Lawyers New Jersey	12	27	27
Wrongful Death Lawyer New Jersey	28	23	34
Workers Compensation Lawyer New Jersey	16	40	30
Product Liability Lawyer New Jersey	9	27	>50
Motor vehicle Accidents Lawyer New Jersey	16	>50	>50
Medical Malpractice Lawyer New Jersey	43	>50	>50



Backlinks Summary




corradinoandpapa.com

Personal Injury Law Firm New Jersey | Personal Injury Lawyers

1,259 backlinks

Linking Domains: 170 | IPs: 145 | C-Blocks: 134 | Date: Mar 2, 2016

Indexing in search engines



Backlink factors

Backlinks	1,235
Linking domains	153
IPs	146
C-Blocks	135



● **Dofollow:**
 55.6% / 687 links
● **Nofollow:**
 44.4% / 548 links

Google Analytics

Traffic Visits – 876 | New Percentage of Visits – 65.53%



Traffic Source

	Acquisition			Behavior		
	Sessions ↓	% New Sessions ↓	New Users ↓	Bounce Rate ↓	Pages / Session ↓	Avg. Session Duration ↓
	876	65.53%	574	57.08%	2.27	00:02:09
1 ■ Organic Search	574	<div style="width: 65.53%;"></div>		52.44%	<div style="width: 52.44%;"></div>	
2 ■ Direct	230	<div style="width: 26.25%;"></div>		70.00%	<div style="width: 70.00%;"></div>	
3 ■ Referral	64	<div style="width: 7.30%;"></div>		50.00%	<div style="width: 50.00%;"></div>	
4 ■ Social	8	<div style="width: 0.91%;"></div>		75.00%	<div style="width: 75.00%;"></div>	

New Jersey Traffic Source

City ?	Acquisition			Behavior		
	Sessions ? ↓	% New Sessions ?	New Users ?	Bounce Rate ?	Pages / Session ?	Avg. Session Duration ?
	547 % of Total: 62.44% (876)	62.71% Avg for View: 65.53% (-4.30%)	343 % of Total: 59.76% (574)	52.29% Avg for View: 57.08% (-8.40%)	2.49 Avg for View: 2.27 (9.34%)	00:02:37 Avg for View: 00:02:09 (21.41%)
1. Clifton	74 (13.53%)	36.49%	27 (7.87%)	60.81%	2.15	00:02:54
2. Hackensack	32 (5.85%)	21.88%	7 (2.04%)	50.00%	3.19	00:08:12
3. Wayne	32 (5.85%)	75.00%	24 (7.00%)	37.50%	2.34	00:03:03
4. Jersey City	28 (5.12%)	60.71%	17 (4.96%)	46.43%	3.14	00:03:11
5. Newark	27 (4.94%)	51.85%	14 (4.08%)	66.67%	1.78	00:03:03
6. Paterson	21 (3.84%)	85.71%	18 (5.25%)	33.33%	2.10	00:01:42
7. Passaic	20 (3.66%)	85.00%	17 (4.96%)	65.00%	1.70	00:00:48
8. Teaneck	14 (2.56%)	64.29%	9 (2.62%)	42.86%	2.21	00:01:31
9. Livingston	13 (2.38%)	61.54%	8 (2.33%)	69.23%	1.77	00:01:55
10. Bridgewater	12 (2.19%)	66.67%	8 (2.33%)	75.00%	1.42	00:00:21
11. Nutley	11 (2.01%)	45.45%	5 (1.46%)	54.55%	2.55	00:03:16
12. Paramus	10 (1.83%)	70.00%	7 (2.04%)	50.00%	2.00	00:00:21
13. West Milford	9 (1.65%)	66.67%	6 (1.75%)	88.89%	1.56	00:00:31
14. Mahwah	7 (1.28%)	85.71%	6 (1.75%)	42.86%	2.14	00:02:10
15. Parsippany-Troy Hills	7 (1.28%)	100.00%	7 (2.04%)	14.29%	3.57	00:05:34
16. Bayonne	6 (1.10%)	50.00%	3 (0.87%)	100.00%	1.00	00:00:00
17. New Providence	6 (1.10%)	33.33%	2 (0.58%)	100.00%	1.00	00:00:00
18. Ridgewood	6 (1.10%)	66.67%	4 (1.17%)	33.33%	6.50	00:01:26
19. Verona	6 (1.10%)	66.67%	4 (1.17%)	66.67%	2.00	00:00:16
20. Woodbridge Township	6 (1.10%)	33.33%	2 (0.58%)	83.33%	1.33	00:02:18
21. Glen Rock	5 (0.91%)	20.00%	1 (0.29%)	40.00%	4.40	00:08:38
22. Hasbrouck Heights	5 (0.91%)	40.00%	2 (0.58%)	40.00%	11.00	00:09:56
23. North Bergen	5 (0.91%)	80.00%	4 (1.17%)	60.00%	2.00	00:00:44
24. Randolph	5 (0.91%)	60.00%	3 (0.87%)	40.00%	3.40	00:02:08
25. Toms River	5 (0.91%)	100.00%	5 (1.46%)	80.00%	2.40	00:00:37

26.	Wyckoff	5 (0.91%)	20.00%	1 (0.29%)	40.00%	2.60	00:07:58
27.	Englewood	4 (0.73%)	50.00%	2 (0.58%)	25.00%	2.75	00:00:44
28.	Florham Park	4 (0.73%)	100.00%	4 (1.17%)	50.00%	1.75	00:01:00
29.	Little Falls	4 (0.73%)	0.00%	0 (0.00%)	50.00%	3.00	00:00:38
30.	Millburn	4 (0.73%)	100.00%	4 (1.17%)	50.00%	5.00	00:00:55
31.	Pompton Lakes	4 (0.73%)	50.00%	2 (0.58%)	75.00%	1.75	00:00:21
32.	Hanover	4 (0.73%)	25.00%	1 (0.29%)	75.00%	1.50	00:04:50
33.	Mount Olive Township	4 (0.73%)	50.00%	2 (0.58%)	50.00%	1.50	00:07:48
34.	Basking Ridge	3 (0.55%)	100.00%	3 (0.87%)	33.33%	5.00	00:01:52
35.	Edison	3 (0.55%)	100.00%	3 (0.87%)	0.00%	3.00	00:00:39
36.	Fair Lawn	3 (0.55%)	100.00%	3 (0.87%)	0.00%	2.33	00:04:01
37.	Garfield	3 (0.55%)	33.33%	1 (0.29%)	100.00%	1.00	00:00:00
38.	Hazlet	3 (0.55%)	66.67%	2 (0.58%)	0.00%	2.33	00:01:00
39.	Kearny	3 (0.55%)	100.00%	3 (0.87%)	33.33%	4.33	00:00:32
40.	Montclair	3 (0.55%)	66.67%	2 (0.58%)	100.00%	1.00	00:00:00
41.	Trenton	3 (0.55%)	33.33%	1 (0.29%)	66.67%	1.33	00:00:08
42.	West New York	3 (0.55%)	100.00%	3 (0.87%)	33.33%	2.67	00:00:35
43.	Rockaway Township	3 (0.55%)	100.00%	3 (0.87%)	100.00%	1.00	00:00:00
44.	Wall Township	3 (0.55%)	100.00%	3 (0.87%)	66.67%	1.67	00:00:24
45.	Bloomfield	2 (0.37%)	50.00%	1 (0.29%)	50.00%	1.50	00:00:03
46.	Cedar Grove	2 (0.37%)	100.00%	2 (0.58%)	50.00%	2.00	00:02:50
47.	Cherry Hill	2 (0.37%)	100.00%	2 (0.58%)	50.00%	3.50	00:02:01
48.	Cliffside Park	2 (0.37%)	100.00%	2 (0.58%)	100.00%	1.00	00:00:00
49.	Dunellen	2 (0.37%)	50.00%	1 (0.29%)	0.00%	3.50	00:01:33
50.	East Hanover	2 (0.37%)	100.00%	2 (0.58%)	0.00%	3.50	00:03:39